



LOW RANGE MOLYBDENUM

CODE 3628


| QUANTITY | CONTENTS | CODE |
|----------|------------------------|---------|
| 50 | Molybdenum Test Strips | 3025 |
| 30 mL | *Molybdenum Buffer | *7646-G |
| 2 | Test Tube, with caps | 0106 |
| 1 | Pipet, 0.5mL, plastic | 0353 |
| 1 | Color Chart | 3628-CC |

***WARNING:** Reagents marked with a * are considered to be potential health hazards. To view or print a Material Safety Data Sheet (MSDS) for these reagents see MSDS CD or www.lamotte.com. To obtain a printed copy, contact LaMotte by e-mail, phone or fax.

To order a refill reagents or test kit components, use the specified code number.


Continued next page...

1.




Fill test tube (0106) to the 5 mL line with sample water .

2.



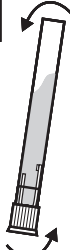
Use 0.5 mL pipet (0353) to add 0.5 mL of *Molybdenum Buffer (7646).

3.




Remove one Molybdenum Test Strip (3025) from vial. Gently bend strip approximately in half (do not fold) with pad facing inward and visible above the other end of the strip. Place strip inside test tube cap.

4.



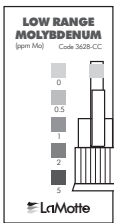
Cap and invert gently 5 times.

5.



Remove cap. Do not remove strip from cap. Wait 30 seconds.

6.



Using cap as a handle, compare test strip to color chart (3628-CC). Read the result as ppm Molybdenum (Mo).

LOW RANGE MOLYBDENUM
(ppm Mo) Code 3628-CC

| |
|-----|
| 0 |
| 0.5 |
| 1 |
| 2 |
| 5 |

LaMotte

LaMOTTE COMPANY

Helping People Solve Analytical Challenges®

PO Box 329 • Chestertown • Maryland • 21620 • USA
800-344-3100 • 410-778-3100 (Outside U.S.A.) • Fax 410-778-6394

Visit us on the web at www.lamotte.com